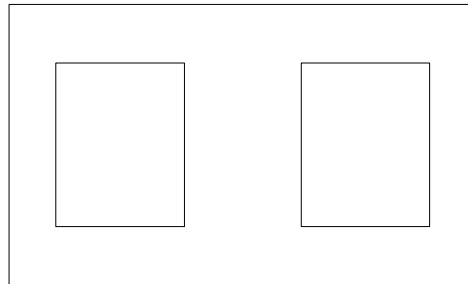


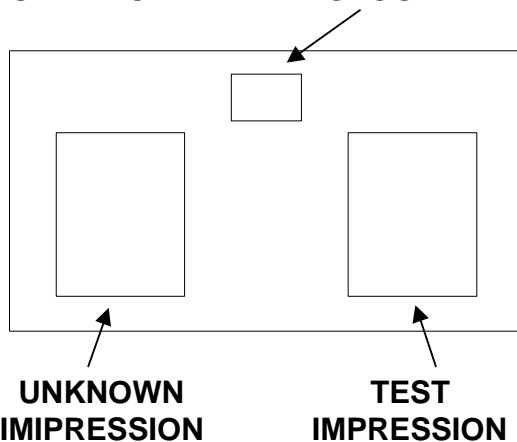
LAYOUT OF ILLUSTRATIONS

COMMON LAYOUT FOR FINGERPRINT AND SIMPLE COMPARISONS



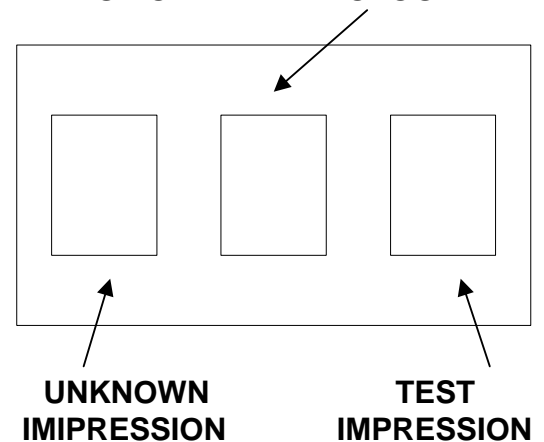
When the impression is from only a part of the object it is often useful to show a photograph of the object itself.

SMALL OVERALL PHOTOGRAPH



It may be possible to show the object at the same magnification as the unknown and test impressions.

LARGE OVERALL PHOTOGRAPH



A LARGE ILLUSTRATION MAY BE CUT AND TAPED SO THAT IT CAN BE FOLDED FOR EASY PORTABILITY AND STORAGE

